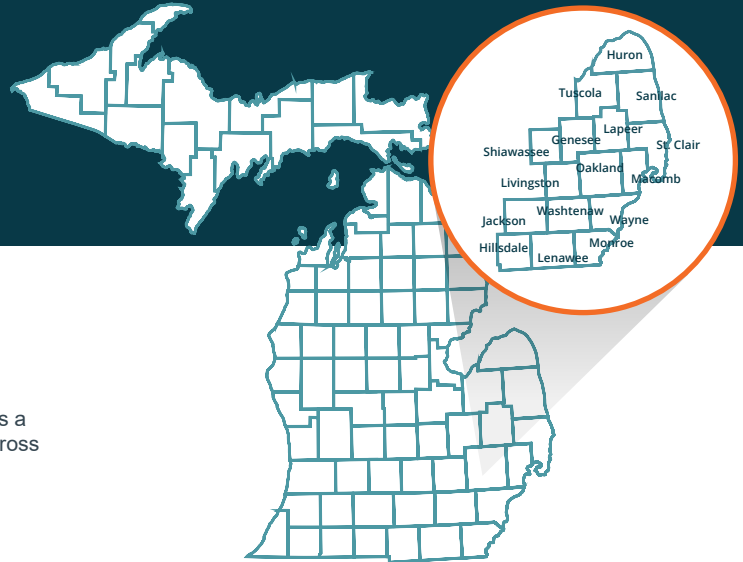


CITY OF DETROIT LABOR SHED



Introduction

The Workforce Intelligence Network for Southeast Michigan (WIN) partnership is a collaboration of Michigan Works! Agencies (MWAs) and community colleges across a 16-county region in Michigan. The counties in the WIN partnership include: Genesee, Hillsdale, Huron, Jackson, Lapeer, Lenawee, Livingston, Macomb, Monroe, Oakland, Saint Clair, Sanilac, Shiawassee, Tuscola, Washtenaw, and Wayne, along with the City of Detroit.

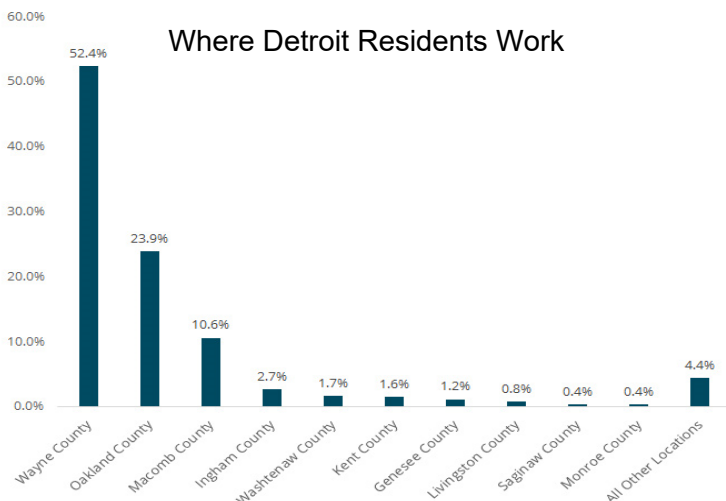
The WIN partnership region's labor shed highlights why, when it comes to talent, we must think regionally: The workforce is mobile. Although 90.4% of the region's workforce live and work in the 16-county area, not all residents work in their home county. It is not uncommon for workers to commute one or two counties over for work. This means that the residents in every county should be ready for the job demands of employers hiring throughout southeast Michigan.

This document provides detailed information on where employees in the area commute to and from each day for work, how far they travel, along with other information about workers and businesses in the area. For more detail on the labor market please see WIN's Quarterly Labor Market Report publications.

Where Residents Work

In 2017, the City of Detroit's workforce consisted of 185,841 residents. 57,743 (31.1 percent) of the residents lived and worked within the City of Detroit, while the remaining 128,098 residents (68.9 percent) traveled outside of the city for work. Since 2015, the number of residents that traveled outside of the City of Detroit for work increased by 9,397 (7.9 percent) individuals from 118,701 to 128,098 outbound commuters.

Detroit residents had somewhat shorter commutes in 2017 than in 2015. In 2015, 14.9 percent of the city's workforce (26,394 individuals) traveled more than 25 miles to their place of employment, compared with 14.3 percent (26,560 individuals) in 2017. Destinations in Wayne County were the most popular places for Detroit residents to find employment. 39,599 residents (31.3 percent of the city's workforce) traveled to destinations in Wayne County outside of the City of Detroit for employment in 2017. There were 97,342 total Detroit residents employed in Wayne County in total. Another 44,486 residents (23.9 of the city's workforce) traveled to Oakland County.



8,085

BUSINESS ESTABLISHMENTS
IN 2015



111,059

JOBS POSTED ONLINE
IN 2017



57,743

WORKERS THAT LIVED AND
WORKED IN DETROIT



26,560

RESIDENTS TRAVELING MORE
THAN 25 MILES TO WORK

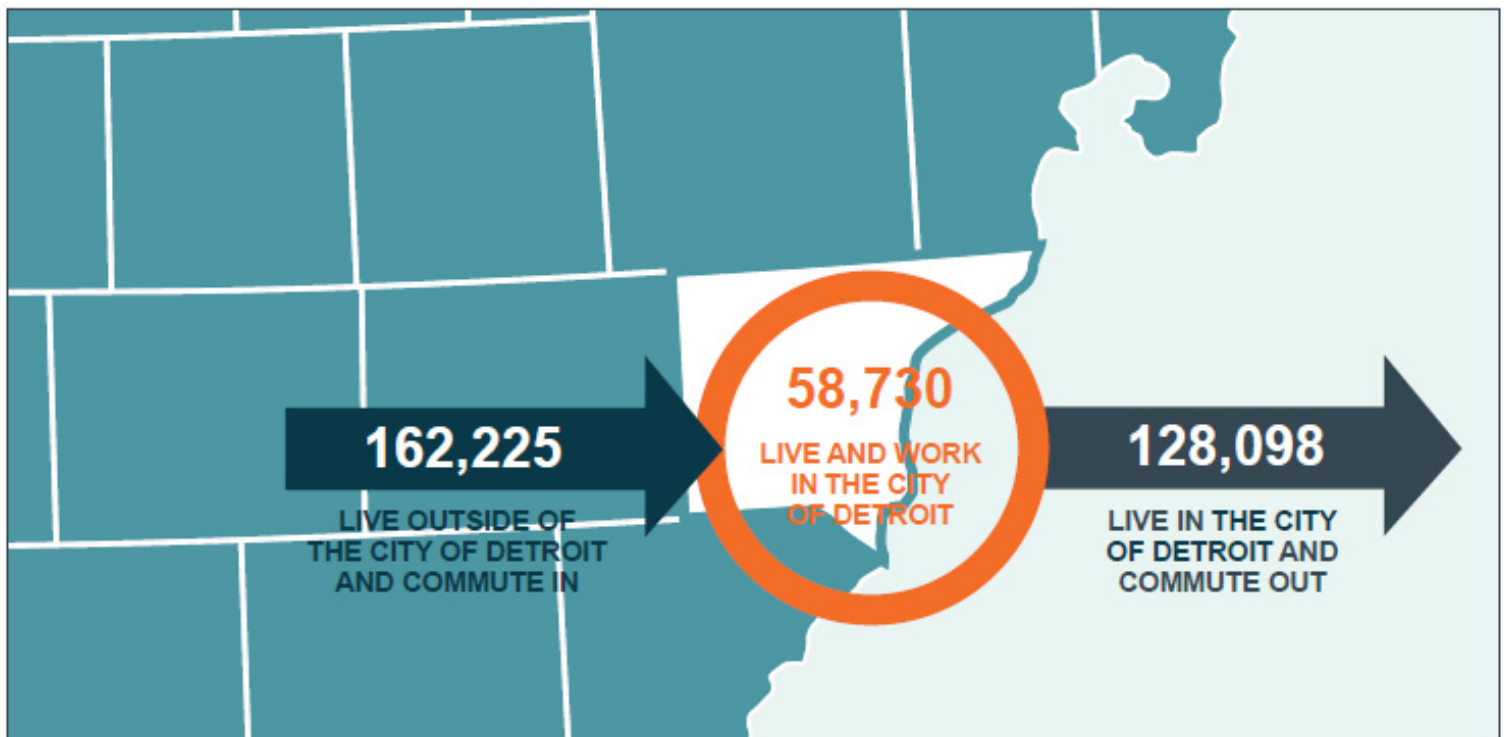
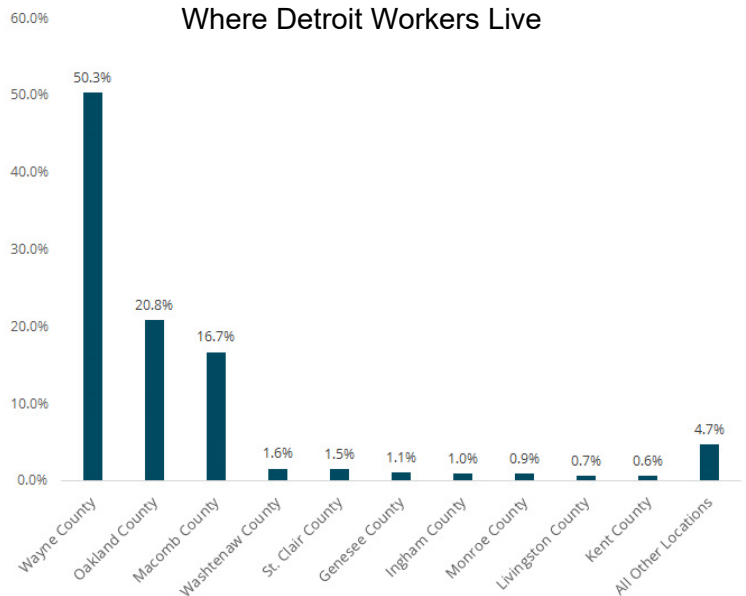
CITY OF DETROIT LABOR SHED

Where Workers Live

The City of Detroit is a net importer of workers, making the city a job center, though there are high numbers of both inbound and outbound commuters. In 2017, 2319,968 workers were employed in the City of Detroit. 162,225 (73.7 percent) of those workers were employed in the City of Detroit but lived outside of its borders. Of those that traveled to Detroit for work, 28,804 (17.8 percent) of the workers were 29 or younger, compared to 41,411 of workers (32.3 percent) of outbound workers in this age group.

Similar to the outflow of Detroit residents, the great majority of workers that travel to the city reside elsewhere in Wayne County or in Oakland County. 110,719 (50.3 percent) of Detroit workers reside in Wayne County (52,976 live in outer Wayne) followed by 45,764 (20.8 percent) that travel in from Oakland County, and 36,718 (16.7 percent) that travel in from Macomb County. 38,783 (17.6 percent) of the 219,968 workers in the City of Detroit traveled more than 25 miles to their place of employment in 2017.

Where Detroit Workers Live



¹ This fact and labor shed statistics throughout this brief are analyzed from the U.S. Census OnTheMap, Center for Economic Studies (2017).

Data Sources: Data Sources: Economic Modeling Specialists International (Emsi), U.S. Census County Business Patterns, and U.S. Census OnTheMap
Analysis: Workforce Intelligence Network